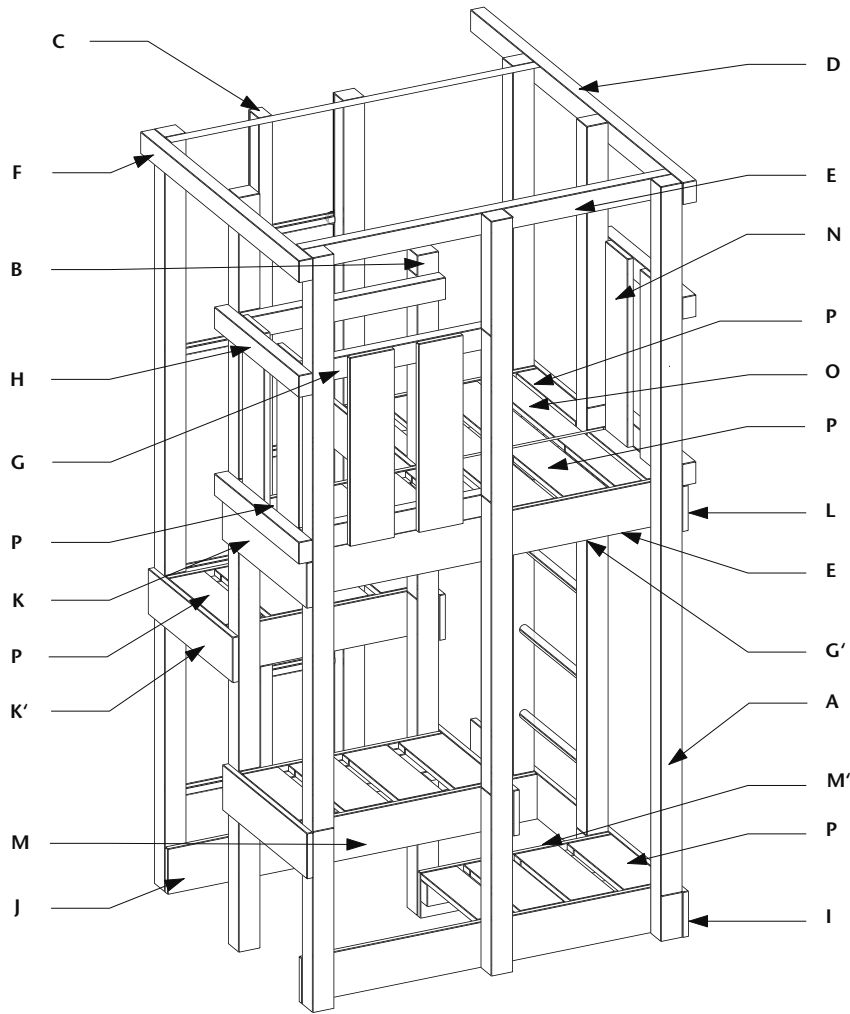


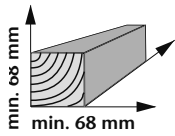
House

Jungle House

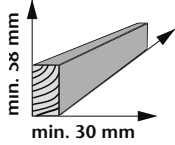










CE
EN 71-1 71-8

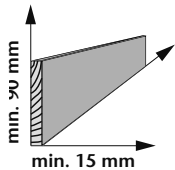
House










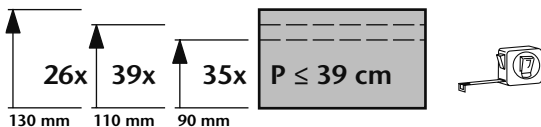
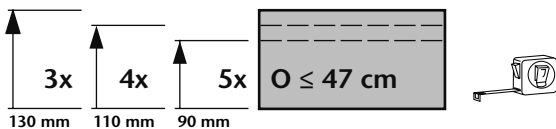
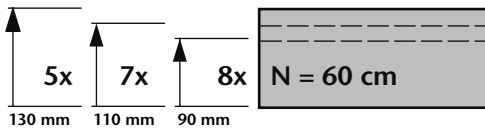
- 8x **A = 240 cm** 
- 1x **B = 210 cm** 



- 1x **C = 240 cm** 
- 1x **D = 138 cm** 
- 4x **E = 120 cm** 
- 1x **F = 103 cm** 
- 11x **G/G' ≤ 71 cm**  
- 4x **H ≤ 56 cm**  



- 1x **I = 138 cm** 
- 4x **J = 120 cm** 
- 3x **K+K' ≤ 112 cm**  
- 1x **L = 103 cm** 
- 3x **M+M' ≤ 130 cm**  



Jungle House
Batch 07