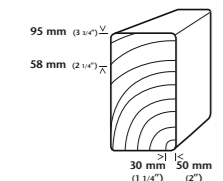


4 x | 240 = 240 cm (94 1/2")

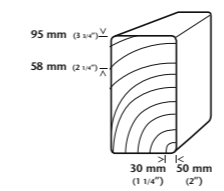


1 x | 240 = 240 cm (106 1/4")

2 x | 190 = 190 cm (74 3/4")

Monkey Module

Palace

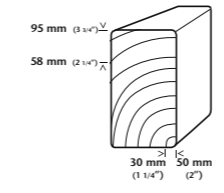


1 x | D = 180 cm (70 7/8")
1 x | E = 97 cm (38 1/4")

Farm

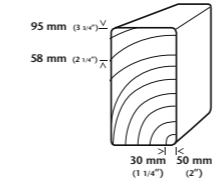


Fort



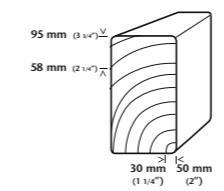
1 x | D = 160 cm (63")
1 x | E = 125 cm (49 1/4")

Chalet

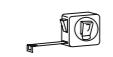


1 x | D = 160 cm (63")
1 x | E = 97 cm (38 1/4")
1 x | F = 94 cm (37")

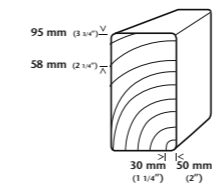
Villa



2 x | D = 150 cm (59")
1 x | E = 95 cm (37 3/8")
1 x | F ≤ 87 cm (34 1/4")

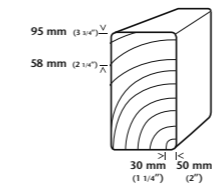


Lodge

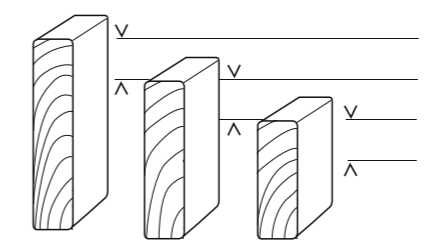


1 x | D = 140 cm (55 1/8")
1 x | E = 95 cm (37 3/8")

Cabin



1 x | D = 140 cm (55 1/8")
1 x | E = 90 cm (35 1/2")



3 x | 3 x | 3 x | G = 90 cm (35 1/2")